
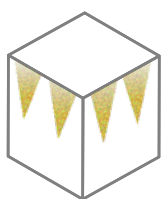


IntiTOP

Designed mainly for accent lighting and functional lighting of entrance areas. The luminaire for recessed mounting, it can be mounted with the help of both springs and screws.

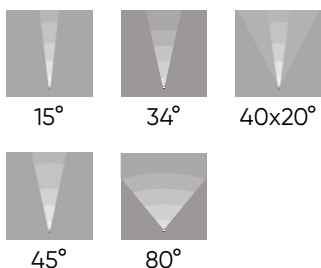



Application



accent

IntiTOP



CRI
≥80 (for white color)

Color binning
2 MacAdam ellipses for white,
±3 nm for color LED

Voltage
24 V DC

IP66

Lifespan
not less than 50 000 hours

- 40°C + 55°C

Controls, protocols
monochrome: PWM
multichannel: DMX-512

Controls, pixel size
1 luminaire – 1 pixel

Materials
housing – aluminum alloy with galvanic coating
protective glass – shock-resistant polycarbonate
brackets – stainless steel

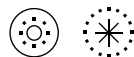
Standard RAL colors



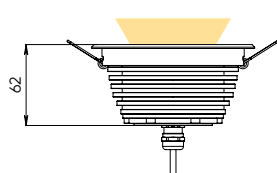
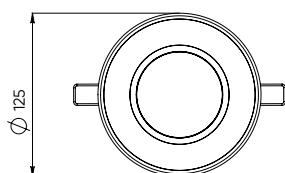
Standard coating type
moire

Customization
for monochrome: DMX-512, cable length up to 5m
connectors IP68
light color, wattage and luminous flux customized
for a specific project

Available custom versions



Technologies



weight, kg
0,7
0,9

IntiTOP

monochrome

1. Select a model

Serial code	W, max	lm, max	weight, kg
IRB12-1	13	1200	0,7

2. Create an article number

Serial code	Color	Optics	Controls*	Supply voltage**
IRB12-1	W30 W40 W50	15 34 45 80 40x20	D	L24

* D – protocol PWM

**L24 – supply voltage 24 V DC

multichannel

1. Select a model

Serial code	W, max	lm, max	weight, kg
IRB12-1	14	500	0,9

2. Create an article number

Serial code	Color	Optics	Controls*	Supply voltage**
IRB12-1	RGB	15 34 45 80 40x20	C	L24

* C – protocol DMX-512

**L24 – supply voltage 24 V DC